

ARCHITECTURAL PRODUCTS
 AVAILABLE IN POLISHED BRASS, STAINLESS STEEL & CHROME

McMurray Metals is your Texas distributor of quality architectural products. Items listed in this catalog are available in polished brass, stainless steel and chrome. We provide tubes and railings cut-to-size and in the quantities you need. No job is too large or too small. Professional curtesy is extended to all our customers whether they be builders, contractors, designers or do-it-yourself home decorators.

Let McMurray Metals help cut your project down to size. Call the distribution center nearest you for price and processing information.











Dallas:
 1-800-658-5655


















Houston:
 1-800-658-5688















We Accept



| | |
|---|---|
|  <p>POLISHED TUBING Page 2</p> |  <p>POST FITTINGS Page 2</p> |
|  <p>U-CHANNEL Page 2</p> |  <p>FLANGES/ANCORS Page 2</p> |
|  <p>ANGLES Page 2</p> |  <p>END CAPS Page 3</p> |
|  <p>BRACKETS Page 4</p> |  <p>HANDRAILS Page 4</p> |
|  <p>WAIT STATIONS Page 5</p> |  <p><i>Texas Distributor of Brass, Bronze & Copper Since 1941</i></p> <p>1-800-658-5655</p> |

| | | | | | | | | | | | | | | | | |
|---|---|---|------|-------|--|---|---|--------|--------|---|---------|--------|---|--------|---------|---|
|  <p>POLISHED TUBING</p> | | | | | - Angles Continued | | | | | | | | | | | |
| | | | | | ITEM | ID | A | B | C | | | | | | | |
| ID | | LENGTH | | | | | | | | | | | | | | |
|  | |  | | | | | | | | | | | | | | |
| <p>1" x 12' 1-1/2" x 12' 2" x 12' *Will cut to order.</p> | | | | | | | | | | | | | | | | |
|  <p>U-CHANNEL</p> | | | | | <p>FLANGES / ANCHORS AVAILABLE IN POLISHED BRASS, STAINLESS STEEL & CHROME</p>  <p>Cast Floor Cover</p> | | | | |  <p>H.D. Floor Flange</p> | | | | | | |
| | | | | | | | | | | | | | | ITEM # | ID SIZE | A |
|  |  |  | | | | | | | | | | | | | | |
| ITEM | ID | A | B | C | ITEM # | ID SIZE | A | B | ITEM # | ID | A | B | | | | |
| CH -.5X.062 | 1/4" | 3/8" | 3/8" | .062 | 421A | 1-1/2" | 1-1/2" | 4" | 424A | 1-1/2" | 5-1/4" | 1" | | | | |
| CH -.5X.093 | 1/4" | 1/2" | 1/2" | .093 | 421T | 2" | 2" | 4-7/8" | 424T | 2" | 7" | 1-1/2" | | | | |
| CH - .625X.100 | 3/8" | 5/8" | 5/8" | .100 |  <p>Floor Flange</p> | | | | | <p>Narrow Flange</p>  | | | | | | |
| CH -.75X.093 | 1/2" | 3/4" | 3/4" | .093 | | | | | | | | | | | | |
| CH -.75X.125 | 1/2" | 3/4" | 3/4" | .125 |  <p>6" Tall Ball End Post</p> | | | | | <p>POST FITTINGS AVAILABLE IN POLISHED BRASS, STAINLESS STEEL & CHROME For Hand Rails, Gallery Rails and Divider Rails</p> | | | | | | |
| CH -1X.093 | 3/4" | 1" | 1" | .093 | | | | | | | | | | | | |
| CH -1X.125 | 3/4" | 1" | 1" | .125 |  <p>Wall Flange</p> | | | | | <p>ITEM #</p> | | | | SIZE | A | B |
|  <p>EXTRUDED ARCHITECTURAL BRONZE ALLOY 385</p> | | | | | | | | | | | | | | ITEM # | ID | A |
| | | | | |  |  |  | | | ITEM # | ID SIZE | A | B | | | |
| ANG-.5X.062 | 7/16" | 1/2" | 1/2" | 1/16" | 422B | 1" | 2" | 7/8" | | | | | | | | |
| ANG-.75X.062 | 11/16" | 3/4" | 3/4" | 1/16" | 422A | 1-1/2" | 3" | 1" | | | | | | | | |
| ANG-1X.062 | 15/16" | 1" | 1" | 1/16" | 422T | 2" | 4" | 1-1/4" | | | | | | | | |
| ANG-.25X.125 | 1/4" | 3/8" | 3/8" | 1/8" | | | | | | | | | | | | |
| ANG-.5X.125 | 3/8" | 1/2" | 1/2" | 1/8" | | | | | | | | | | | | |
| ANG-.5X.125 | 5/8" | 3/4" | 3/4" | 1/8" | | | | | | | | | | | | |
| | 7/8" | 1" | 1" | 1/8" | | | | | | | | | | | | |
| Continued - | | | | | | | | | | | | | | | | |

| | | | | | | | | | | | |
|--|---------|--------|--------|---|---------|--------|--------|--|---------|---------|----------|
|  <p>6" Tall Ball Center Poster</p> | | | |  <p>Ball End Post</p> | | | |  <p>Filigree End Cap</p> | | | |
|  <p>Flat End Post</p> | | | |  <p>Ball Center Post</p> | | | |  <p>Fancy End Cap</p> | | | |
|  <p>Flat Center Post</p> | | | | <p>END CAPS AND FINIALS AVAILABLE IN POLISHED BRASS, STAINLESS STEEL & CHROME</p>  <p>Flat End Cap</p> | | | |  <p>Domed End Cap</p> | | | |
|  | | | |  | | | |  | | | |
| ITEM # | SIZE | A | B | ITEM # | SIZE | A | B | ITEM # | ID SIZE | A | B |
| 812T | 2" | 6-1/4" | 3-1/4" | 831B | 1 | 3-3/8" | 2-1/4" | 612B | 1" | 1-1/4" | 1-3/4" |
| | | | | 831A | 1-1/2" | 3" | 2-3/8" | 612A | 1-1/2" | 1-3/4" | 2-1/4" |
| | | | | 831T | 2" | 4-1/4" | 3" | 612T | 2" | 2-1/4" | 2-3/8" |
| ITEM # | ID SIZE | A | B | ITEM # | SIZE | A | B | ITEM # | ID SIZE | A | B |
| 821B | 1 | 2-1/2" | 1-3/4" | 832B | 1 | 3-3/8" | 2-1/4" | 613A | 1-1/2" | 2-5/16" | 2-13/16" |
| 821A | 1-1/2" | 3-1/4" | 2-1/4" | 832A | 1-1/2" | 3" | 2-3/8" | 613R | 2" | 2-7/8" | 3-3/8" |
| 821T | 2" | 4-3/8" | 2-1/2" | 832T | 2" | 4-1/4" | 3" | | | | |
| ITEM # | SIZE | A | B | ITEM # | OD SIZE | A | B | ITEM # | OD SIZE | A | B |
| 822B | 1 | 2-1/2" | 1-3/4" | 611B | 1" | 1" | 1/8" | 614A | 1-1/2" | 1-1/2" | 3/4" |
| 822A | 1-1/2" | 3-1/4" | 2-1/4" | 611A | 1-1/2" | 1-1/2" | 1/8" | 614T | 2" | 2" | 1" |
| 822T | 2" | 4-3/8" | 2-1/2" | 611T | 2" | 2" | 1/8" | | | | |



Carved End Cap

| | | |
|--------|---------|--------------|
| | | |
| ITEM # | OD SIZE | A B |
| 615A | 1-1/2" | 1-1/2" 7/16" |
| 615T | 2" | 2" 7/16" |



Decorative End Cap

| | | |
|--------|---------|---------------|
| | | |
| ITEM # | ID SIZE | A B |
| 616A | 1-1/2" | 1-3/4" 1-1/4" |
| 616T | 2" | 2-1/4" 1-1/2" |



Ball Top

| | | |
|--------|---------|---------------|
| | | |
| ITEM # | OD SIZE | A B |
| 617B | 1 | 1-1/2" 2-1/4" |
| 617A | 1-1/2" | 2-1/2" 3-1/2" |
| 617T | 2" | 3-1/4" 4-1/4" |

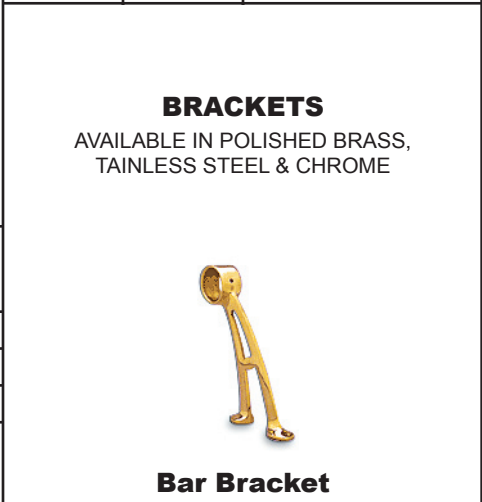


Combination Bracket



End Scroll

| | | |
|--------|---------|--------|
| | | |
| ITEM # | ID SIZE | A |
| 618A | 1-1/2" | 2-3/4" |
| 618T | 2" | 3" |



Bar Bracket

| | | |
|--------|---------|-----------|
| | | |
| ITEM # | ID SIZE | A B |
| 511A | 1-1/2" | 6-3/4" 4" |
| 511T | 2" | 8" 4-3/4" |



| | | |
|--------|---------|---------------|
| | | |
| ITEM # | ID SIZE | A B |
| 513A | 1-1/2" | 7-1/4" 6-14" |
| 513T | 2" | 7-3/5" 6-3/4" |



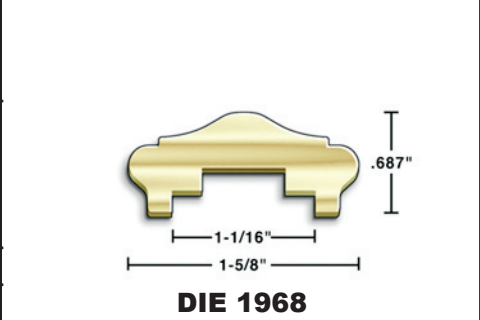
Floor Bracket

| | | |
|--------|---------|-----------|
| | | |
| ITEM # | ID SIZE | A B |
| 512A | 1-1/2" | 6-1/4" 7" |
| 512T | 2" | 6-3/4" 7" |



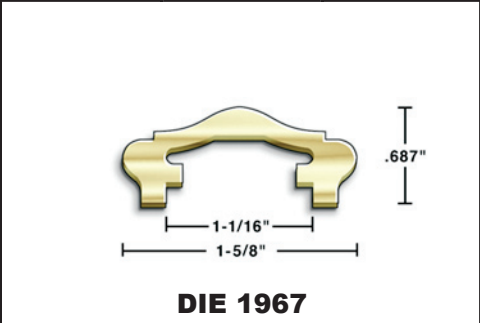
HANDRAILS

AVAILABLE IN POLISHED BRASS, STAINLESS STEEL & CHROME



DIE 1968

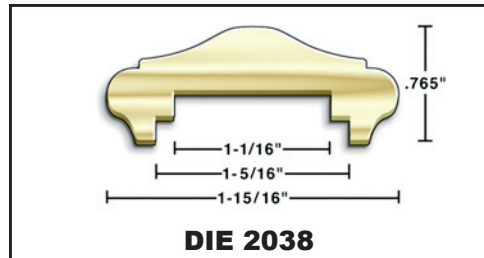
| | | |
|--------|-----|-------------|
| ITEM # | | WEIGHT |
| HR-1 | 20' | 2.08 lbs/ft |



DIE 1967

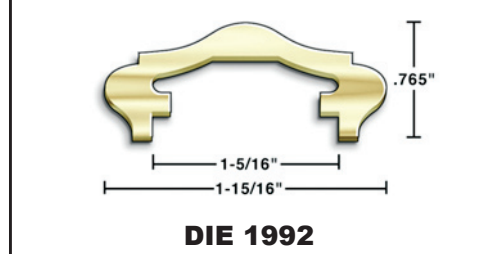
| | | |
|--------|-----|-------------|
| ITEM # | | WEIGHT |
| HR-2 | 20' | 1.40 lbs/ft |

Straight run Section (equivalent to Die 1968)



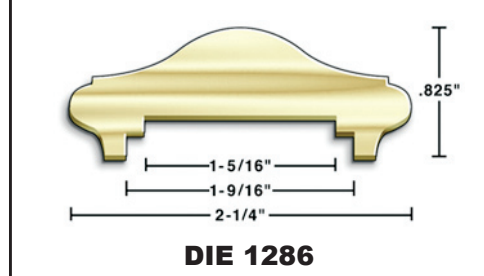
| ITEM # | | WEIGHT |
|--------|-----|-------------|
| HR-4 | 20' | 2.51 lbs/ft |

Bendable Section (equivalent to Die 1992)



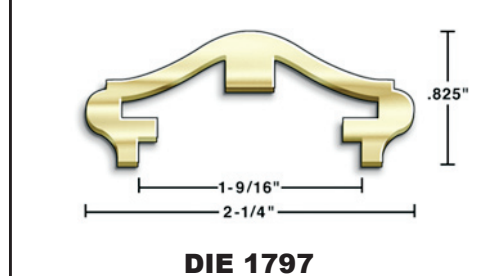
| ITEM # | | WEIGHT |
|--------|-----|-------------|
| HR-3 | 20' | 1.66 lbs/ft |

Straight run Section (equivalent to Die 2038)



| ITEM # | | WEIGHT |
|--------|-----|-------------|
| HR-6 | 20' | 1.40 lbs/ft |

Bendable Section (equivalent to Die 1797)



| ITEM # | WEIGHT | WEIGHT |
|--------|--------|-------------|
| HR-5 | 20' | 2.90 lbs/ft |

Straight run Section (equivalent to Die 1286)

WAITRESS STATIONS
AVAILABLE IN POLISHED BRASS, STAINLESS STEEL & CHROME



Top and Face Mount Wait Station

| ITEM # | OD SIZE | A | B | C | D |
|--------|---------|-----------|---------|-----|---------|
| WS002T | 2" | 2" to 18" | 13-7/8" | 26" | 12-3/8" |



Face Mount Wait Station

| ITEM # | OD SIZE | A | B |
|--------|---------|-----------|-----|
| WS001T | 2 | 2" to 18" | 18" |

Flanges sold separately



Texas Distributor
of Brass, Bronze & Copper
Since 1941

1-800-658-5655

